

## **GENRE: BIOGRAPHY**

### Definition:

The true story of a notable person's life written by another person.

### Common Characteristics:

1. Describes the person's surroundings.
2. Shows how the person affects other people.
3. Provides examples that demonstrate the person's behavior.
4. Supplies details that illustrate the person's individuality.
5. Implies or notes how the writer feels about the person.

### **Story Element Emphasis: Character**

### Definition:

The people or individuals portrayed in a story.

### **Godly Character Trait Emphasis: Responsibility**

### Definition:

Being accountable to God and to others as you carry out your duties or obligations in a faithful way.

### Subqualities:

1. cautiousness
2. diligence
3. initiative

## Assigned Reading Calendar

Name: \_\_\_\_\_

Genre: \_\_\_\_\_

**Pacing** (the teacher checks one box below):

- 3 books at a pace of 5 reading days each
- 1 book at a pace of 5 reading days and 1 book at a pace of 10 reading days
- 1 book at a pace of 15 reading days

<b>Book Title:</b> _____				
<b>Number of pages to read daily:</b> _____ pages per day (the teacher calculates this number)				
Day 1	Day 2	Day 3	Day 4	Day 5
p.____ to ____	p.____ to ____	p.____ to ____	p.____ to ____	p.____ to ____

<b>Book Title:</b> _____				
<b>Number of pages to read daily:</b> _____ pages per day (the teacher calculates this number)				
Day 6	Day 7	Day 8	Day 9	Day 10
p.____ to ____	p.____ to ____	p.____ to ____	p.____ to ____	p.____ to ____

<b>Book Title:</b> _____				
<b>Number of pages to read daily:</b> _____ pages per day (the teacher calculates this number)				
Day 11	Day 12	Day 13	Day 14	Day 15
p.____ to ____	p.____ to ____	p.____ to ____	p.____ to ____	p.____ to ____

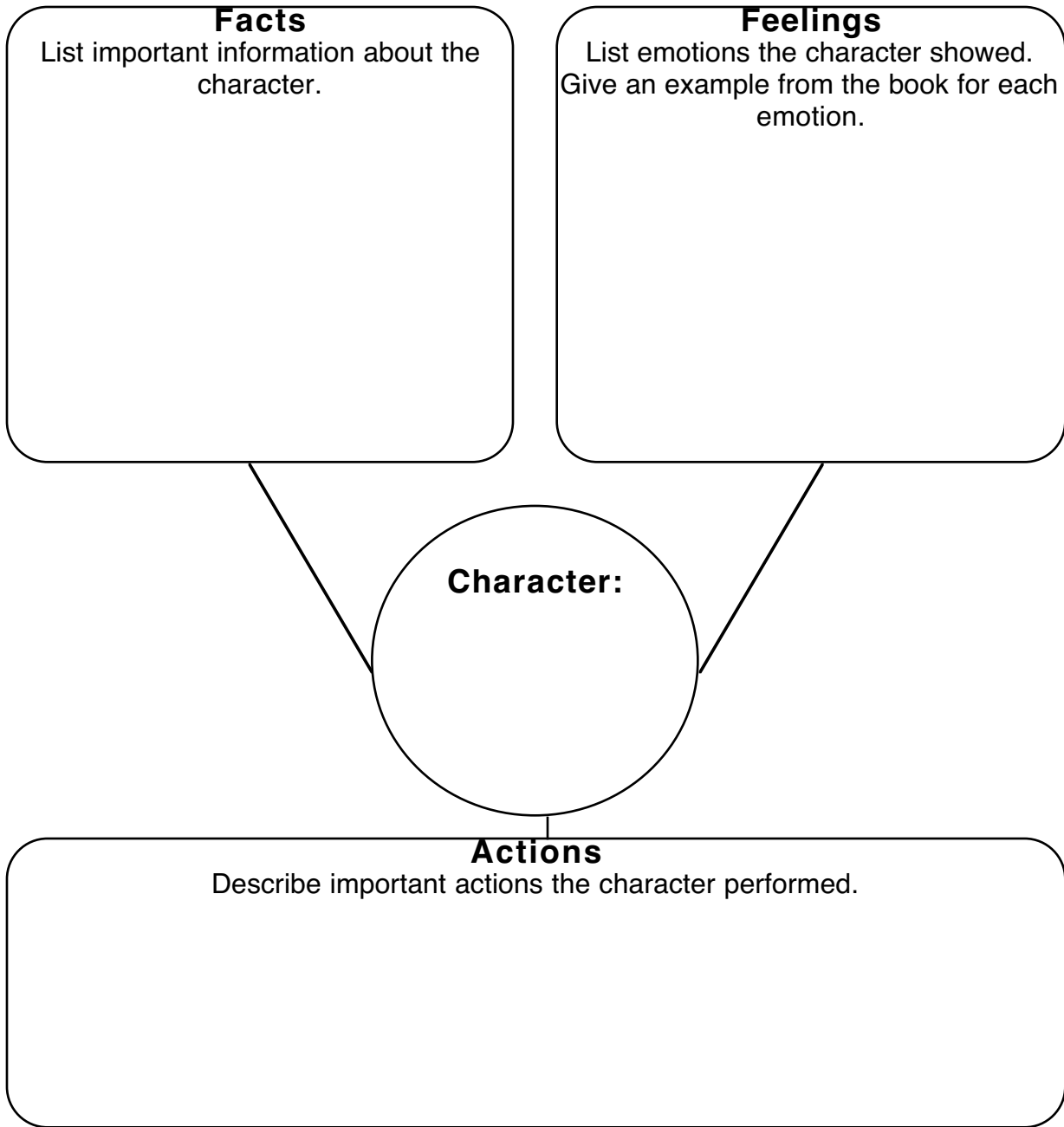
**Note:**

1. Mark an X in the box each day after you have read the pages for that day.
2. Update the calendar on days 1, 6, and 11 by writing the assigned page numbers.

# Character Web

Name: \_\_\_\_\_

Title of the Book: \_\_\_\_\_



**Facts**  
List important information about the character.

**Feelings**  
List emotions the character showed.  
Give an example from the book for each emotion.

**Character:**

**Actions**  
Describe important actions the character performed.

Question: How are you similar to this person?


# Character Profiles

Name: \_\_\_\_\_


Book Title: \_\_\_\_\_

**Directions:** Choose 4 characters from the biography you are reading. Write each character's name in an oval. Then, underneath each oval, write a description of that character.


**Character:**




**Character:**




**Character:**



**Character:**




**Description:**




**Description:**



**Description:**



**Description:**



Question: What would be the best thing about being the person in this biography?

# Godly Character

Name: \_\_\_\_\_

**Directions:** Read the following character trait definitions and the key verses that go with them. Then, think of an example of a time you showed that trait in your own life. Write the example on the lines.

**Definitions:**

**RESPONSIBILITY** is being accountable to God and to others as you carry out your duties or obligations in a faithful way.

**Key Verses:**

**RESPONSIBILITY** - Each one should use whatever gift he has received to serve others, faithfully administering God's grace in its various forms.  
1 Peter 4:10

**Write the example from your own life:**

**DILIGENCE** is continuing to work at something without giving up.

**DILIGENCE** - Let us not become weary in doing good, for at the proper time we will reap a harvest if we do not give up. Galations 6:9

**Write the example from your own life:**

**INITIATIVE** is noticing something that needs to be done and taking care of it without being asked.

**INITIATIVE** - Dear children, let us not love with words or tongue but with actions and truth. 1 John 3:18

**Write the example from your own life:**

Read your assigned pages for day 4. Leave 3 pages to read aloud to your teacher.  
Show the teacher this page when you are finished.

# Biographical Collage

Name: \_\_\_\_\_

Title of the Book: \_\_\_\_\_

**Directions:** You will make a collage about the person in your biography. A collage is a grouping of pictures and words. You may use this paper or choose to use another larger sheet of paper.

- Include the person's name in the collage.
- Either look through magazines to find pictures and words to glue on, or draw pictures and write words.
- Each picture or word you include must show something true and important about the person.

Show the teacher your collage when you are finished.